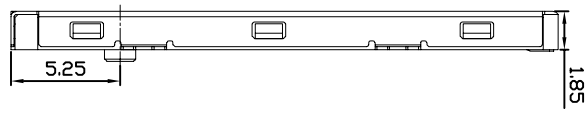
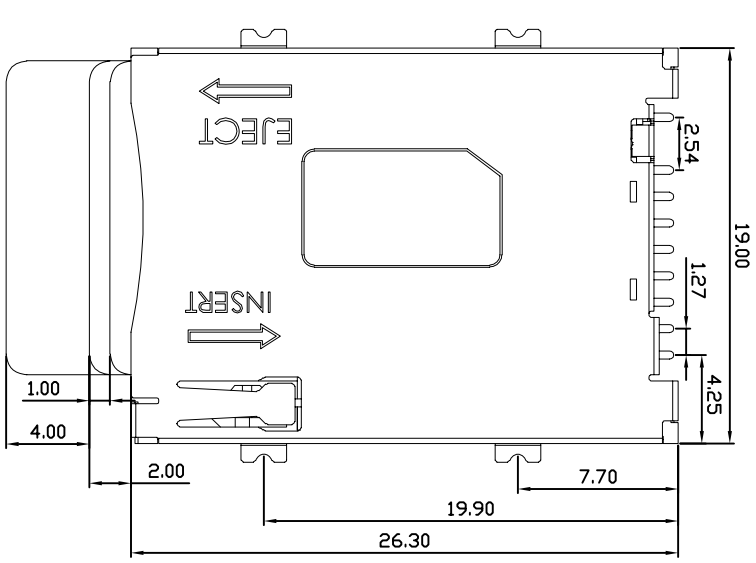
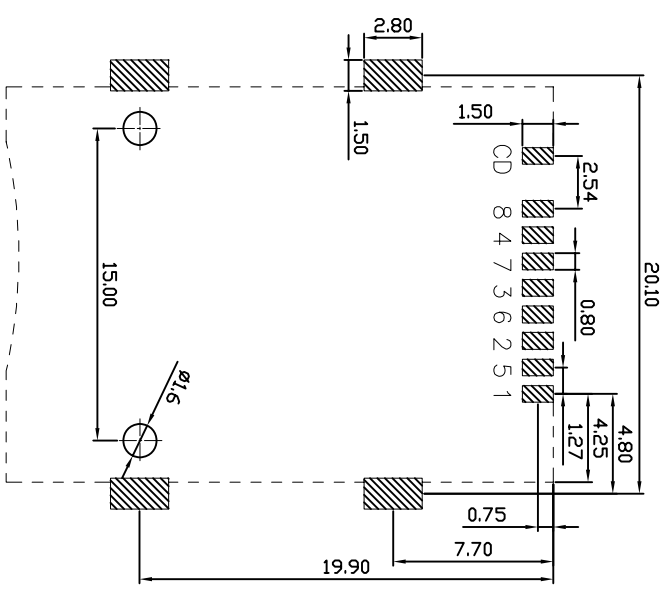


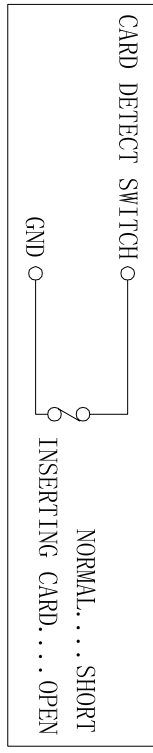
REV.	ECN NO.	LOCAS.	DESCRIPTION	DATE	DESIGN
A			RELEASE TO CUSTOMER	130205	HANG



Pin No.	Pin assignment
#1	Vcc
#2	RST
#3	CLK
#4	RESERVED
#5	GND
#6	VPP
#7	I/O
#8	RESERVED



CIRCUIT DIAGRAM FOR CARD DETECT SWITCH



PCB LAYOUT

LASTAR

Lastar Technology CO., LTD

DIM	TOL	DIM	TOL
X.	±0.30	X.	±4.0°
X.X	±0.25	X.X	±3.0°
X.XX	±0.20	X.XX	±2.0°
X.XXX	±0.10	X.XXX	±1.0°

DRAW NO.	180-1826-0804	DATE	130205
DESIGN	HANG		130205
CHECK	HANG		130205
APPROVED	HUYX		130205

DRAW NAME:	SIM Card PUSH 8+1Pin JH 存柱
P/N NO.	SIM-180-1826-0804
UNIT:	mm
SHEET:	N/A
FILE:	
MODEL:	
REV. A	SCALE N/A

THIS DRAWING CONTAINS INFORMATION THAT IS PROVIDED BY LASTAR TECHNOLOGY AND SHOULD NOT BE USED WITHOUT WRITTEN PERMISSION